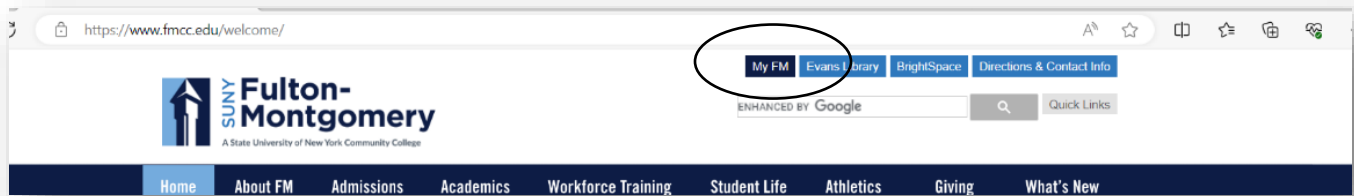
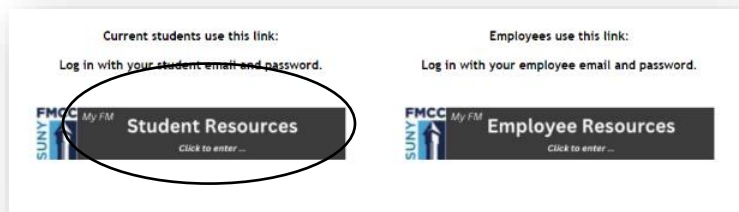


Did you know?


You can view and pay your bill ONLINE 24/7



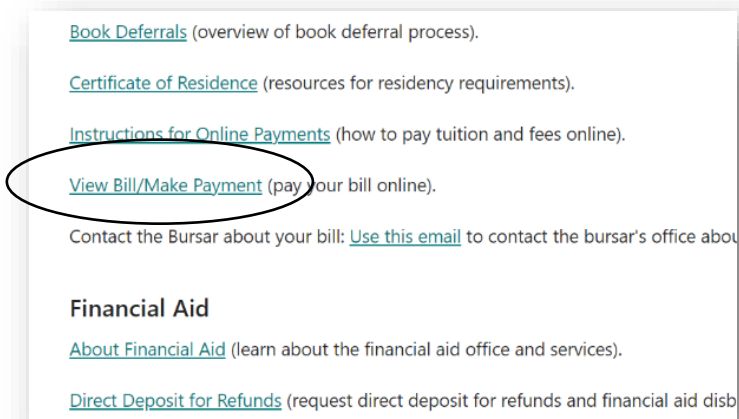
- Go to www.fmcc.edu/welcome
- Click on “My FM” on the top right corner of the page
- Click on “Student Resources”



- Click on “Bursar, Financial Aid, Registrar”



- Under Bursar (Billing and Payments), click on “View Bill/Make Payment”



- Sign in using only the first part of your FM email address.
(everything before the “@” symbol)

Sign In

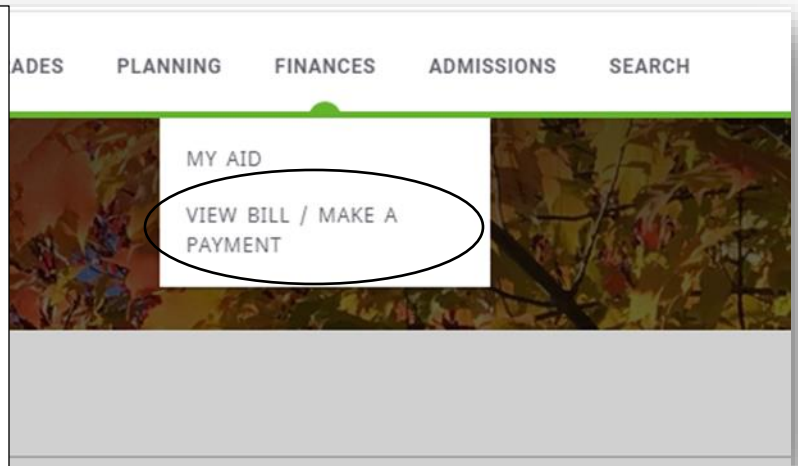
Username Example: **ex6783**

NEXT

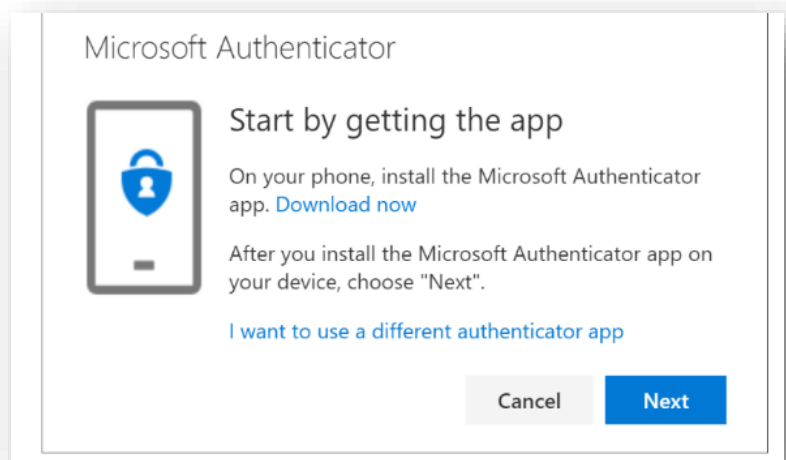
Student email Example: **ex6783@student.fmcc.edu**

- Hover over the “Finances” tab* and click on “View Bill/Make a Payment”

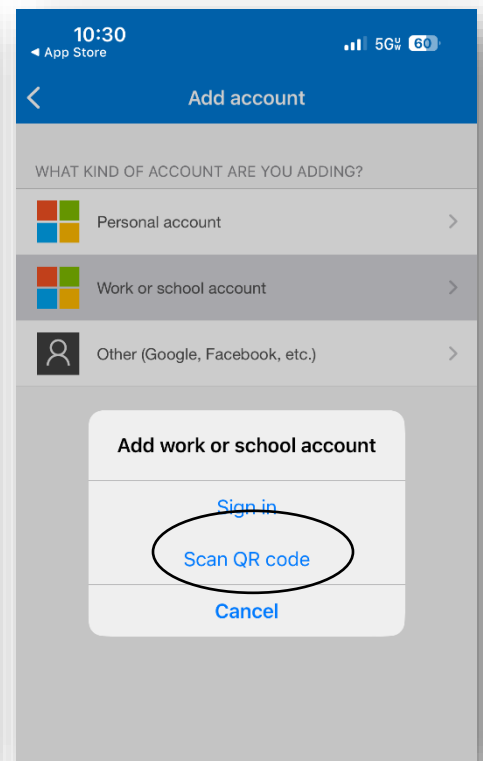
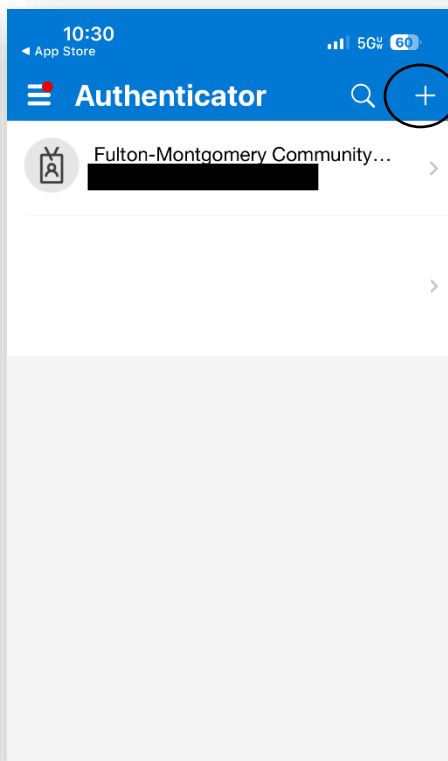
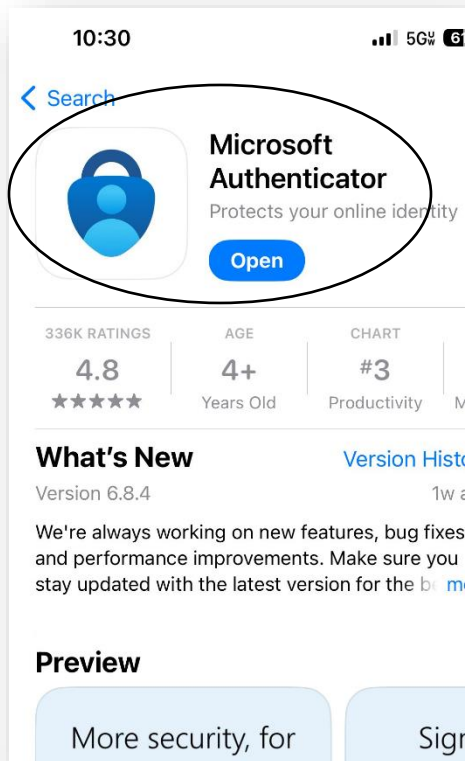
**(If this tab does not appear, please try refreshing your browser cache or using a different browser.)*



- **If this is your first time logging in,** it will prompt you to download a 2-step Authenticator App.
- While following the instructions on your computer, you will also need to download the Microsoft Authenticator App on your mobile device in the app store

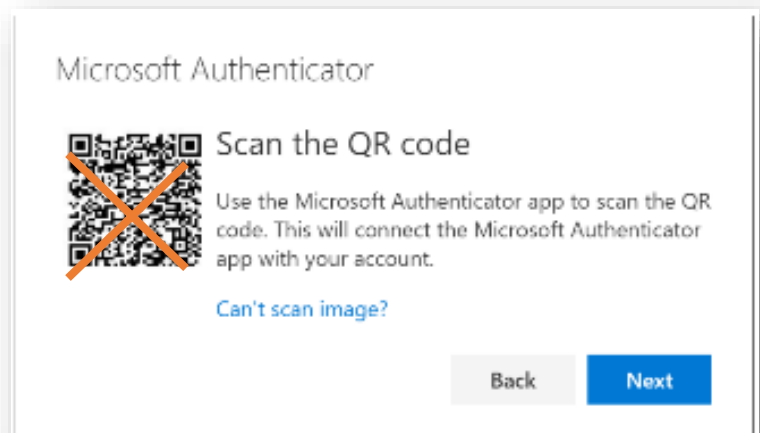


*On your mobile device

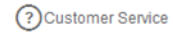


- Search “Microsoft Authenticator” (be sure to select the correct app) and click “Get”
- Once downloaded, open the app
- Click on the “+” symbol in the top right corner
- Click “Scan QR code”

- Point your camera towards the QR code shown on your computer screen
- This will add FMCC to your Authenticator App and should bring you to the next pag



*You should only have to do this step once. Going forward, when logging in to view your bill or make a payment, it will ask for a **one-time code that will be provided in your Authenticator app on your mobile device**



Home

My Profile

Financial Accounts

Signed in as Test



Hello Test

Payment Plan & Billing [View Details](#)
Test Student #5000961523

Current Balance
\$4,150.00 [Transaction Details](#)

Make a Payment

SPRING 2017 Current Charges	AMOUNT DUE \$4,150.00
--------------------------------	---------------------------------

Refunds
Test Student #5000961523

Manage Refunds

Test Student

TestAccount1@factsmgt.com

[Register to receive text alerts on your mobile phone.](#)

Want to allow a friend or family member to pay toward your balance?
[Add an Authorized Party.](#)

- To View your Bill, click on “Transaction Details” link.
- To Make a Payment, click on the “Make a Payment” button. Enter your payment information and print your payment receipt.

- From this Location, You Can Also:**
- Manage your payment profile (select **My Profile**)
 - Setup an Authorized Payer (select **Add an Authorized Party**)
 - Sign up for ACH direct deposit for refunds (select **Manage Refunds**)
 - Sign up for a Payment Plan (select **Make a Payment**)
 - And More!

Have questions about your Bill? Contact the Bursar’s Office...

E-mail: bursar.office@fmcc.suny.edu

Phone: (518) 736-FMCC (3622), dial 5 on directory